



ITEM NO	
QUANTITY	
JOB NAME	
JOB NO	

PRIMROSE GRILL SOLID FUEL SPECIFICATION SHEET



CP-PRM-SF-96 WITH OPTIONAL BASE CABINET
AND ROTISSERIE OPTIONS

SPECIFICATIONS

The solid fuel CHAR® Primrose grill is equipped with a unique grilling grate system that has a wide range of adjustment. It will adjust to provide a warming to searing cooking surface and everything in between. With the optional rotisserie and grill grating choices, this unit provides maximum versatility in grilling method. The body of the grill is fabricated from 1/4" thick steel plate. The body is capped with a 12 gauge stainless steel counter. The fire box is lined with refractory brick. Ceramic cloth insulation is used under the floor of the fire box and the outer perimeter to keep the heat in. Cleaning is easy with a floor grate in the fire box and an ash pan below. Below the ash pan is a solid fuel storage compartment. The base model has a beautiful satin black powder coated finish. However, optional colors and finishes are available. Please contact a CHAR® representative for finish options.

AVAILABLE MODELS

- ☐ CP-PRM-SF-48
- ☐ CP-PRM-SF-60
- ☐ CP-PRM-SF-72
- ☐ CP-PRM-SF-96
- ☐ CP-PRM-SF-120

STANDARD FEATURES

- Proprietary grilling grate system
- Grill body is 1/4" steel plate construction
- 12 gauge stainless steel counter
- Fire brick lined fire box
- 6" tall adjustable leveling feet
- Ceramic insulation on floor and outer perimeter
- Optional exterior finishes available
- Two years parts and labor warranty

OPTIONS

- ☐ ROTISSERIE
- ☐ V-SHAPE STYLE GRILL GRATE RACK
QTY: _____
- ☐ GRIDDLE PLATE RACK QTY: _____
- ☐ OVERHEAD GANTRY
- ☐ UNDER-COUNTER GANTRY
- ☐ PLATE SHELF (SOLID)
- ☐ PLATE SHELF WITH CONDIMENT PAN CUT-OUTS
- ☐ 6" SWIVEL CASTERS (TWO LOCKING)
- ☐ CURB MOUNTED
- ☐ REFRIGERATED BASE
- ☐ DECORATIVE EXTERIOR

CONSULTANT APPROVAL:

NOTES:

DATE:



CHAR Products, LLC

Ph. 702-489-9888
Fax. 702-489-9898

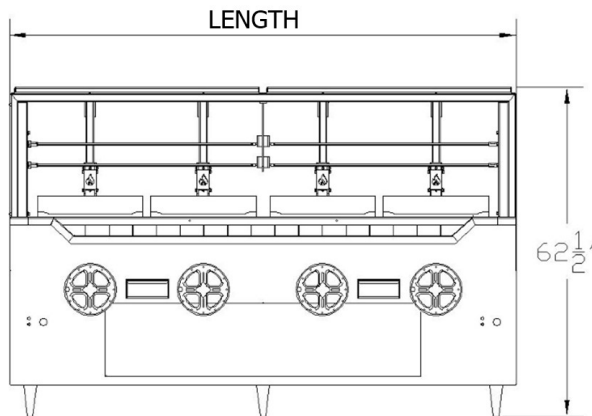
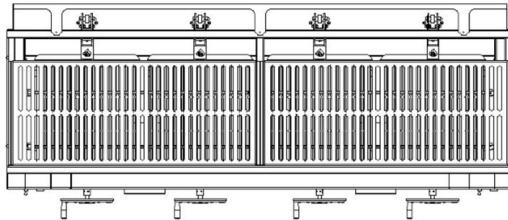
1

Website: www.charprd.com
Email: info@charprd.com

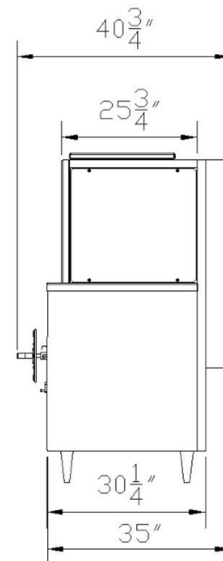
2915 Losee Rd. Ste 106
N. Las Vegas, NV 89030



MODEL #	LENGTH	ELECTRIC For ROTISSERIE	SHIPPING WEIGHT ESTIMATED
CP-PRM-SF-48	48"	120V-1PH-15A	950 LBS.
CP-PRM-SF-60	60"	120V-1PH-15A	1100 LBS.
CP-PRM-SF-72	72"	120V-1PH-15A	1500 LBS.
CP-PRM-SF-96	96"	120V-1PH-15A	1850 LBS.
CP-PRM-SF-120	120"	120V-1PH-15A	2250 LBS.



CP-PRM-SF-96 SHOWN WITH OPTIONAL ROTISSERIES



INSTALLATION INSTRUCTIONS

1. An adequate ventilation system is required for commercial use. DO NOT ATTEMPT TO OPERATE THIS EQUIPMENT WITHOUT IT.
2. Observe all local and national codes.
3. This appliance is manufactured for commercial use ONLY. It is NOT intended for residential indoor use.
4. We upgrade our products regularly and in doing so, materials, specifications, and model numbers are subject to change without notice.